



Local Infrastructure Renewal Scheme



The NSW Government's State Plan NSW 2021: A Plan to Make NSW Number One has a commitment to build the infrastructure that makes a difference to both our economy and to people's lives. \$120 million have been invested to tackle the large infrastructure backlog experienced by local councils and help meet the cost of borrowing for infrastructure projects.

LIRS - Regional Investment

Region	Infrastructure Investment Unlocked	LIRS subsidy provided
Illawarra	\$ 115,809,047	\$ 11,591,805
Western Sydney	\$ 67,023,800	\$ 10,507,943
South West Sydney	\$ 66,276,800	\$ 10,414,321
Hunter	\$ 65,530,000	\$ 10,849,040
Riverina	\$ 64,631,000	\$ 5,887,471
Central West	\$ 60,590,972	\$ 7,104,511
Northern Sydney	\$ 55,036,000	\$ 9,466,882
Orana	\$ 52,462,596	\$ 6,132,221
Mid North Coast	\$ 50,724,000	\$ 8,503,366
Eastern Sydney / Inner West	\$ 49,120,000	\$ 4,556,571
Central Coast	\$ 45,349,790	\$ 8,450,024
New England / North West	\$ 39,402,485	\$ 6,145,402
South East NSW	\$ 34,555,500	\$ 3,654,377
Northern Rivers	\$ 33,969,000	\$ 4,276,361
Murray	\$ 12,330,000	\$ 1,881,327
Southern Sydney	\$ 10,025,000	\$ 2,057,365
Far West	\$ 550,000	\$ 84,915
Total	\$ 823,385,990	\$ 111,563,902

LIRS - Investment by Infrastructure Type

Type of Infrastructure	Infrastructure Investment Unlocked	LIRS subsidy provided
Roads	\$ 283,735,272	\$ 39,828,414
Water & Sewerage	\$ 138,428,420	\$ 12,627,350
Buildings	\$ 75,947,047	\$ 9,889,167
Bridges	\$ 73,081,466	\$ 11,147,070
Combination of several types	\$ 63,064,000	\$ 10,505,730
Other	\$ 60,000,000	\$ 6,064,619
Aquatic Centres	\$ 57,215,500	\$ 9,609,711
Airports	\$ 33,790,485	\$ 5,426,538
Stormwater	\$ 22,729,000	\$ 3,500,174
Waste	\$ 7,661,800	\$ 1,408,379
Coastal	\$ 5,093,000	\$ 938,143
Amenities	\$ 1,500,000	\$ 350,415
Sports Fields	\$ 1,140,000	\$ 268,191
Total	\$ 823,385,990	\$ 111,563,902

Rebuilding Community Assets

Airports



For example: Ballina Byron Gateway Airport received a \$7.3 million upgrade of the apron and asphalt overlay.

\$34 million
Airport
Investment
unlocked

Aquatic Centres



Featured above: Narrabri Aquatic Centre facilities received a \$5.9 million upgrade to bring facilities up to date.

\$57 million
Aquatic Centres
Investment
unlocked

Community Buildings



Pictured is a \$2 million upgrade project for Tamarama Beach Lifeguard Facilities has been completed including landscaping and the building of a new kiosk.

\$76 million
Community
Buildings
Investment
unlocked

Roads and Bridges














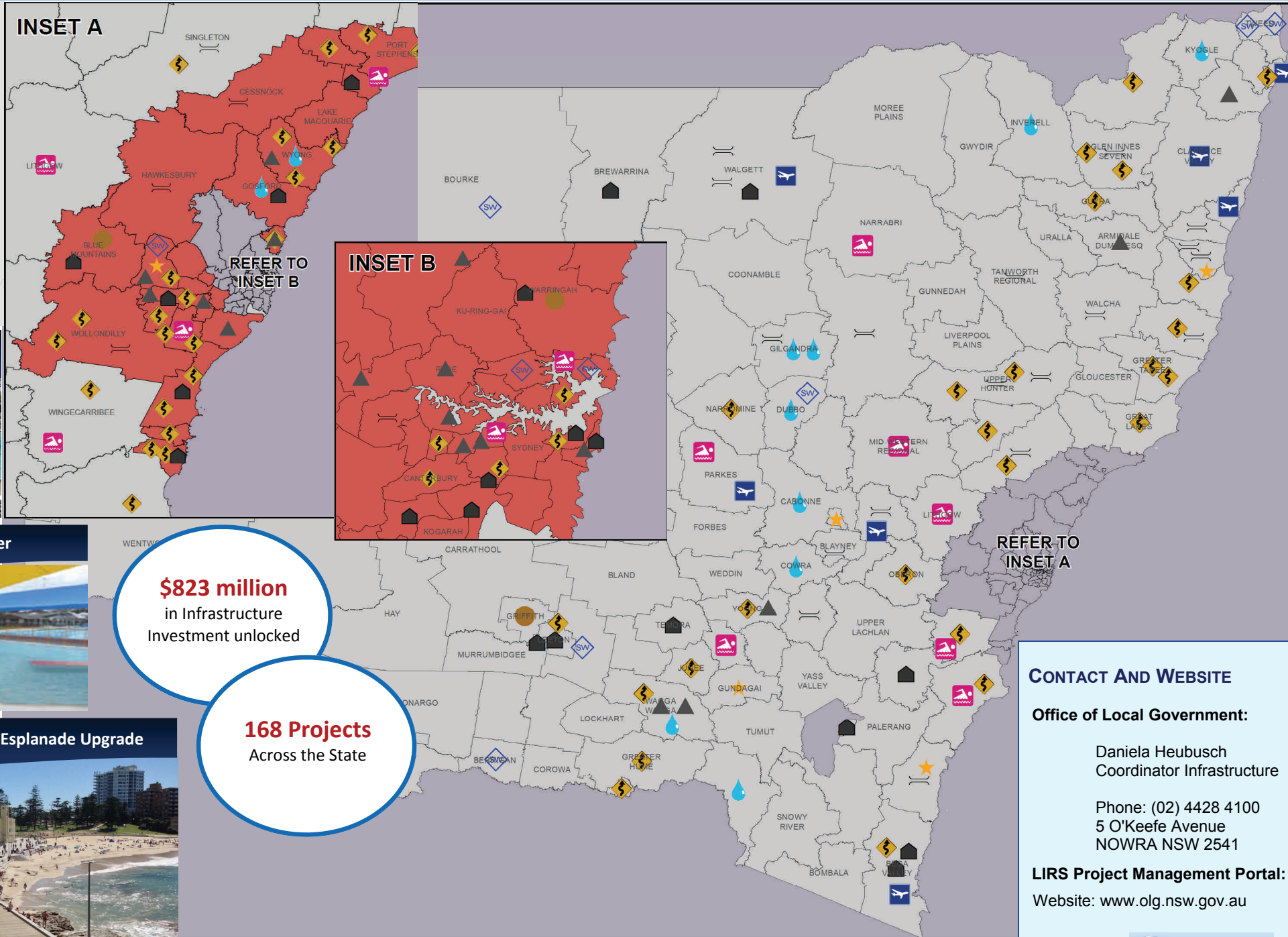
For example: A wooden bridge at Bugaldie Creek was renewed as part of the bridge replacement as part of the \$2.3 million Warrumbungle timber bridge replacement program.

\$357 million
Road and Bridge
Investment
unlocked

Rebuilding Community Assets

Local Infrastructure Renewal Scheme—Rebuilding Community Assets

- Legend**
-  Airports
 -  Roads
 -  Bridges
 -  Waste
 -  Various
 -  Aquatic Centres
 -  Buildings
 -  Stormwater
 -  Water Supply and Wastewater
 -  Combination of several types



\$823 million
in Infrastructure
Investment unlocked

168 Projects
Across the State

CONTACT AND WEBSITE

Office of Local Government:

Daniela Heubusch
Coordinator Infrastructure

Phone: (02) 4428 4100
5 O'Keefe Avenue
NOWRA NSW 2541

LIRS Project Management Portal:

Website: www.olg.nsw.gov.au